


5/7 YEARS

Spotting


How did the "Gouffre de Padirac" form?
Rainwater passed through the soil
and formed caves and galleries below
ground. An absolute maze!

1 Find your way out of the chasm by avoiding all the bats.



2

Finish this drawing.



This activity sheet has been published by the "SES de Padirac". Designer: www.lapetiteboite-communication.fr - Illustrator: Gilles Lerouvillois.



Letters and words

The "Gouffre de Padirac" is a huge hole!
Long underground passageways lie below it. There is even a river,
which was discovered over 100 years ago by a brave explorer!

1 What was this explorer's name?
Cross out every other letter to find
out (start with the first). Place the
leftover letters on the dotted lines.

SÉXDROBUFAORGD-

GABLIFERSEZD

BMRAZRXTVEZL



Answer: Édouard-Alfred Martel.

CHANGE

channel chain

GRATIN CHASM

CHAMBER CHANGE chastise

CHASM chase

CHASE

CHAIN


chasm

chamber

5/7 YEARS

Colouring

A subterranean river and lakes such as the "Lac de la Pluie" can be found down the galleries of Padirac. To cross them, you need to board a boat!



1

Put some colour back into the "Lac de La Pluie" and its visitors.

2

Write "Le Lac de la Pluie" using the model as an example.

Le Lac de la Pluie
L

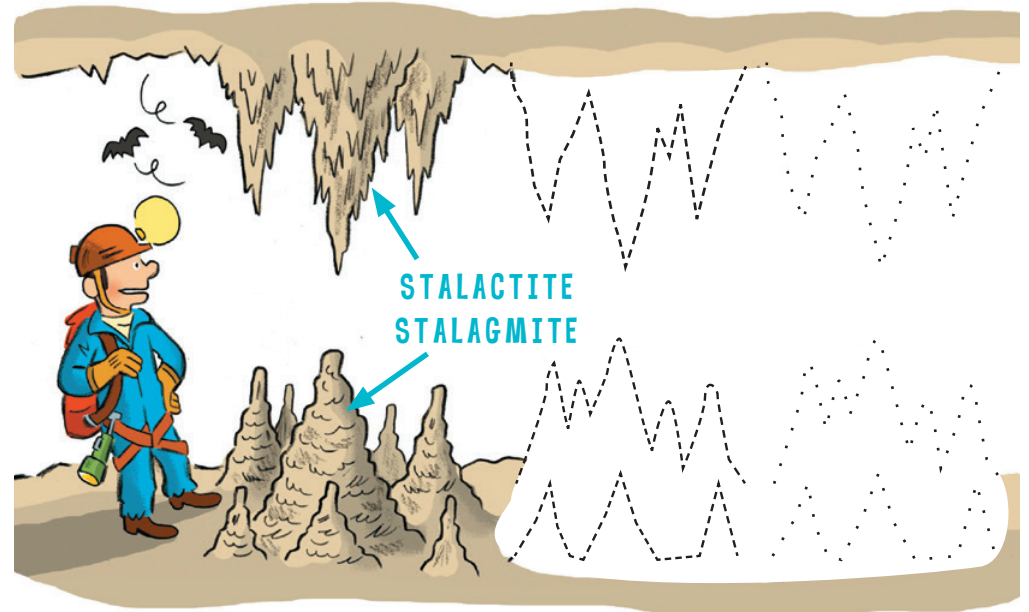
5/7 YEARS

Observation

You will see some unusual rock sculptures down the "Gouffre de Padirac". They have formed over millions of years from drops of water.

1

Finish this drawing by adding the stone sculptures you can see down Padirac: stalagmites and stalactites.



2

Circle those objects which are useful to explore the chasm.

